



**District Report Card: 2017**


<b>State:</b> Arunachal Pradesh	<b>District:</b> Papum Pare
<b>Class:</b> 8	<b>Subject:</b> Language
<b>Schools:</b> 53	<b>Students:</b> 852


**Participation/Coverage**


**Students**

<b>GENDER</b> 	Boys		Girls	
	Number	%	Number	%
	418	49.06	434	50.94

<b>AREA</b> 	Rural		Urban	
	Number	%	Number	%
	576	67.61	276	32.39

<b>CATEGORY</b> 	SC		ST		OBC		GEN	
	Number	%	Number	%	Number	%	Number	%
	21	2.46	701	82.28	36	4.23	94	11.03

<b>CWSN</b> 	LD	VI	HI	S&LD	ID	Oth
	5	14	12	5	0	10

<b>Management</b> 	Government		Government-aided	
	Number	%	Number	%
	671	78.76	181	21.24

**Average Performance of Students in Language (%)**

Overall	Gender		Area		Management		Social Group			
	Male	Female	Rural	Urban	Govt.	Aided	SC	ST	OBC	GEN
50.74	51.53	49.97	50.46	51.30	45.41	70.46	46.67	51.87	43.70	45.89

## Performance on Learning Outcomes (LOs)

Learning Outcomes	Description	Average Performance(%)
L813	Read textual/non-textual materials with comprehension and identifies the details, characters, main idea and sequence of ideas and events while reading	50.74

Range of Performance of Students who Answered Correctly							
Below 30%		30% - 50%		50% - 75%		Above 75%	
Number	%	Number	%	Number	%	Number	%
207	24.30	229	26.88	263	30.87	153	17.96

## Lowest Performing Learning Outcomes (LOs)

1 - Read textual/non-textual materials with comprehension and identifies the details, characters, main idea and sequence of ideas and events while reading (50.74)